

During normal times, Kita City Disaster Prevention Center aims to raise disaster awareness and improve disaster prevention behaviour through various experiences, such as earthquakes and smoke, for ward residents, voluntary disaster prevention organisations and pupils. In the event of a major disaster, the center serves as a back-up facility for the Kita City Disaster Countermeasures Headquarters and is equipped with a disaster radio system that is redundant with the Ward Office and plays a role in collecting information.



Large training room



Radio room



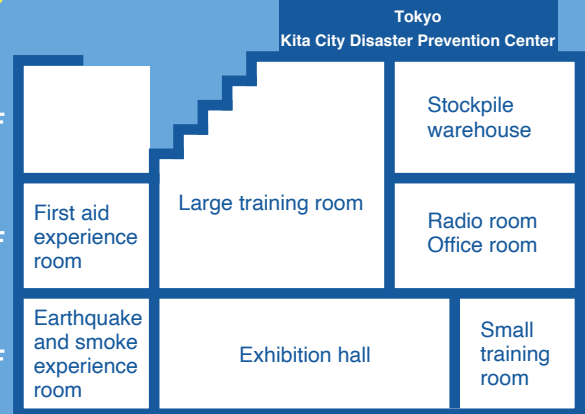
Earthquake experience



Firefighting experience



Stockpile warehouse



User Guide

Opening Hours

9:00 a.m. to 5:00 p.m.

Admission Fee

Free of charge

Closed Days

Mondays

(if Monday is a national holiday or a national public holiday, the museum will be open on Monday and closed on the immediately following weekday.)

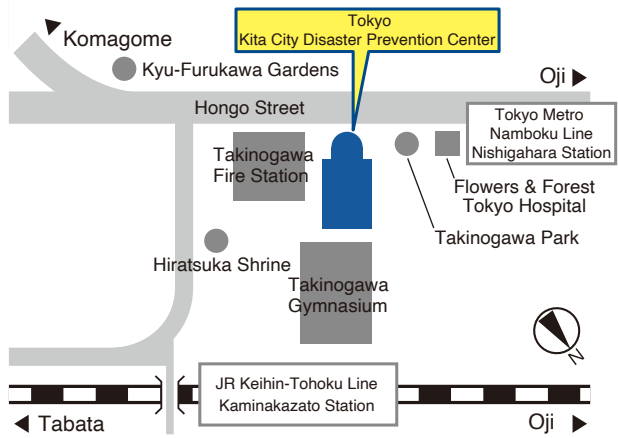
National Holidays

(but open on Saturdays)

Year-end and New Year Holidays

(December 28 through January 4)

- For group visits, please call in advance.
- We will be happy to discuss with you about the tour, trial, and training content.



- 5 min. walk from Kaminakazato Station on the Keihin-Tohoku Line
- 5 min. walk from Nishigahara Station (Exit 1) on the Tokyo Metro Namboku Line

Tokyo Kita City Disaster Prevention Center Earthquake Science Museum



Kita City

Tokyo Kita City Disaster Prevention Center

〒114-0024 2-1-6 Nishigahara, Kita City, Tokyo
Tel 03-3940-1811(main number) Fax 03-3940-3494
<https://www.city.kita.tokyo.jp/bosai-bohan/bosai/center/index.html>


Web Site





Protecting Lives

When a major earthquake strikes, the most important thing is to save lives. Learn about life-threatening hazards in and around your home and how to prevent them in your immediate living space.



Protecting the Community

Disaster prevention activities in your community are very important for your life after a disaster. Find out what you can do and learn about voluntary disaster prevention organizations and life in an evacuation shelter.



Digital Station

What should I do in the event of a major earthquake? Let's use a computer simulation to determine the specific actions you should take in the event of a disaster.

Community Disaster Prevention Plaza



What kind of disaster prevention activities are taking place in the community? This area introduces activities being conducted in Kita City, as well as the latest information on earthquakes.

Earthquake Basics

Through the records of past earthquakes and the precious experiences of those who have suffered from them, we hope you will realize that the danger of disasters always goes hand in hand with our lives.



Protecting Daily Life

What will happen to your life after a major earthquake? Let's think about what we should prepare for until lifelines are restored.

Protecting the Community
(What is Voluntary Disaster Prevention?)

Community Disaster Prevention Plaza

Digital Station

Protecting the Community (shelter)

Protecting Daily Life

Protecting Lives

Earthquake Basics

Exhibition Hall



Earthquake Experience

The intensity of past major earthquakes, such as the Kumamoto Earthquake, the Great Kanto Earthquake, and the Great Hanshin-Awaji Earthquake, are reproduced using a seismic device, allowing visitors to experience the intensity and terror of the tremors.



Smoke Experience

In the event of a fire, it is important to evacuate calmly in the midst of smoke. Here, visitors can actually experience evacuating a room filled with smoke.



CPR



First Aid



Fire Fighting



Rope Work